



Fort Harrod Area Heritage Craft Camp

October 27-28, 2023

Boyle County Extension Office
99 Corporate Dr.
Danville, Kentucky

Rocking Down Memory Lane



To register visit: <https://franklin.ca.uky.edu>
Or scan the QR code



Cooperative Extension Service

Agriculture and Natural Resources
Family and Consumer Sciences
4-H Youth Development
Community and Economic Development

MARTIN-GATTON COLLEGE OF AGRICULTURE, FOOD AND ENVIRONMENT

Educational programs of Kentucky Cooperative Extension serve all people regardless of economic or social status and will not discriminate on the basis of race, color, ethnic origin, national origin, creed, religion, political belief, sex, sexual orientation, gender identity, gender expression, pregnancy, marital status, genetic information, age, veteran status, physical or mental disability or reprisal or retaliation for prior civil rights activity. Reasonable accommodation of disability may be available with prior notice. Program information may be made available in languages other than English. University of Kentucky, Kentucky State University, U.S. Department of Agriculture, and Kentucky Counties, Cooperating. Lexington, KY 40506



Disabilities
accommodated
with prior notification.

General Information

What is Heritage Skills Craft Camp?

A fun-filled weekend of craft classes, door prizes, food and lots of fellowship!

Who is invited?

Everyone is invited! Anyone interested in learning new skills! You do not have to be an Extension homemaker. Please note that classroom space is allotted for scheduled classes only. We ask that persons not in class do not disturb the scheduled classes.

When is it?

October 27-28, 2023

8:00 a.m. — 9:00 a.m. — Registration

9:00 a.m. — 12 p.m. — Classes

12:00 p.m. — 1:00 p.m. — Lunch

1:00 p.m. — 4:00 p.m. — Classes

Where will it be held?

Boyle County Extension Office
99 Corporate Drive
Danville, KY 40422

What is the cost?

- \$20 registration fee includes refreshments, a goody bag, and chance for door prizes
- Individual class fees are separate
- \$10 fee of lunch per day (Optional)

Registration

- Please register online at franklin.ca.uky.edu OR stop in / call your extension office and we will happily assist you with registering online OR please complete the paper copy and mail to the Franklin County Extension Office along with payment
- Classes are first come, first serve.
- Only persons who are pre-registered may attend.
- **No refunds will be made after the deadline.**
- No changes to registration will be made after the deadline.
- No late registrations will be accepted after the deadline.
- **Deadline to register and pay is September 22, 2023.**

Thanks to our instructors:

Barbara Burch	Sarah Wilding
Phyllis Bailey	Mary Ann Burch
Cathy Sparks	Mary Hixson
Linda Marean	Gail Huber
Thelma Mills	Debi Newman
Abbie Meyer	Nadine Cox
Nancy Lindsay	Cindy Knowles
Sandy Phillips	Debra Miller
Peggy Mitchell	Mary Pat Hankla
Garnetta Barnette	Leah Tufts
Sheri Mestan Bochantin	

Class Skill Levels

Beginner: Those who may be a first time student with little or no experience.

Intermediate: Those who are knowledgeable in a craft but are limited in experience.

Advanced: Recommended for those who have knowledge of the project and have had completed similar projects in the past with little assistance.

All Levels: Skill level can range from Beginner to Advanced.

Silent Auction

There will be a silent auction this year! Bring any craft supplies or items you would like to donate! Check-in for silent auction items will begin at 9 a.m. on the 27th. Bidding will begin once items are displayed and will end at 1:00 p.m. on the 28th. You must pay for any items you've won at that time. Money will be donated to **ovarian cancer research**.

Fort Harrod Area Extension Offices & Agents

Anderson County (vacant) 1026 County Park Road Lawrenceburg, KY 40342 (502) 839-7271	Karli Giles 95 Park Drive Nicholasville, KY 40356 (859) 885-4811 karli.giles@uky.edu
Boyle County Alethea Bruzek 99 Corporate Drive Danville, KY 40422 (859) 236-4484 a.price@uky.edu	Lincoln County Jody Paver 104 Metker Trail Stanford, KY 40484 (606) 365-2459 jody.paver@uky.edu
Franklin County Carla A. Carter 101 Lakeview Court Frankfort, KY 40601 (502) 695-9035 Carla.graham@uky.edu	Mercer County Tara Duty 1007 Lexington Road Harrodsburg, KY 40330 (859) 734-4378 tara.duty@uky.edu
Garrard County Kayla Lunsford 1302 Stanford Street Lancaster, KY 40444 (859) 792-3026 Kayla.lunsford@uky.edu	Woodford County Vacant 184 Beasley Road Versailles, KY 40383 (859) 873-4601
Jessamine County	

Please pay attention to class descriptions, and especially:

- Student limits.
- Supply requirements.
- Required work prior to camp.
- Some classes teach the basic steps and you may not complete a finished product in class.
- For projects requiring a glue gun please bring a protective holder for the glue gun.

Sewing Classes:

Make sure sewing machine has a power cord, foot control, owner's manual, extra needles, and is in good working condition. Basic sewing kit includes scissors, seam ripper, tape measure, straight pins, and any other sewing tools that you normally use.

Other Reminders:

- As a courtesy to your neighbors, please remember to mute your cell phone during class.
- No glitter

Friday 9am—12pm

Class # 1

Book Folding 101

Description: Using a book, participants will create an image in a 3-D effect by cutting and folding the pages of the book.


Price: \$ 15

Instructor: Barbara Burch

Class Limit: 10

Skill Level: Beginner

Supplies Needed: Paper scissors, Book will be provided.



Class # 2

Embroidery Pin Cushion

Description: Create a small embroidery design (your choice). Sew fabric pieces around design. Cut to size. Sew Backing to front, stuff and sew

Price: \$ 15

Instructor: Phyllis Bailey

Class Limit: 20

Skill Level: Intermediate

Supplies Needed: Sewing machine and basic sewing supplies, small embroidery hoop, muslin to fit hoop, embroidery floss and needle, 7-8 fabric pieces (8"x6" each), 8"x8" backing fabric, needle and thread, rice for stuffing, scissors, buttons (optional)



Class # 3

Bento Box Quilt Block

Description: Mirror image block quilt, 60" x 48" lap quilt

Price: \$ 5

Instructor: Cathy Sparks

Class Limit: 10

Skill Level: Beginner

Supplies Needed: 40 precut 2 1/2" strips (packaged or cut your own) Select fabrics which are high contrast. sewing machine, thread, rotary cutter, seam ripper, scissors, cutting mat, iron and mat, & cutting ruler for cutting up to 2 1/2 in X 12 1/2 in strips.



Class # 4

Draw String Gift Bag

Description: Participants will make a bag that is lined. The lining makes a draw string casing! Very easy and can be made for any occasion!

Price: \$ 15

Instructor: Linda Marean

Class Limit: 12

Skill Level: Intermediate

Supplies Needed: Sewing Machine and basic sewing supplies, & thread. Fabric kit will be provided.



Class # 5

Quilt As You Go Placemat

Description: Participants will make a 12"x16" quilted placemat, Fusible Fleece provided to make 2

Price: \$ 12

Instructor: Thelma Mills

Class Limit: 12

Skill Level: Beginner

Supplies Needed: Sewing Machine and basic sewing supplies, cutting mat, (2) backing material (Fat quarter or 18"x14") jelly roll or 2 1/2" strips of your color palate (4 colors)



Class # 6 Cathedral Windows Table Runner or Pillow Top

Description: Students will learn how to construct the Cathedral Windows quilt block.

Price: \$ 5

Instructor: Abbie Meyer

Class Limit: 10

Skill Level: all levels

Supplies Needed: Fabric Kits will be provided that will allow the participant to choose whether to make the table runner or the pillow top. Participants should bring their own hand sewing needles, pin cushion, scissors and thimbles



Class # 7

Double Friendship Quilt Block Painting

Description: Have fun painting a 12 inch x 12 inch indoor flat canvas quilt block to hang on a wall or sit a stand on a mantel or side table. You pick your colors, keep it for yourself, or gift it to someone else, either way it will be fun!! You will have a choice to paint the Single Friendship Star, Double Friendship Star, or Morning Star, each are very similar just a slightly different variation on the star design, it is Designers Choice.


Price: \$ 6

Instructor: Jody Paver

Class Limit: 25

Skill Level: All levels

Supplies Needed: All Supplies provided



Class # 8

Hen Pin Cushion / Paper Weight

Description: Participants will make a scrappy pin cushion (or paper weight) shaped like a sweet little chicken.

Price: \$ 15

Instructor: Sandy Phillips

Class Limit: 15

Skill Level: all levels

Supplies Needed: Sewing machine with basic sewing supplies, needle, thread, scissors, small funnel (if you have); 2 pieces of 5"x5" scrap fabrics for body; 2 pieces of different color felt scraps (2" square for beak, 3"x5" rectangle for comb); small bag of stuffing; small bag of aquarium rock or rice; 2 odd buttons for eyes (All colors of your choice, but try to make them fun colors-not matchy!)



Class # 9

Diamond Painting

Description: Participants will complete an approximate 3"x7" diamond painting which will be put on a cigar box when finished

Price: \$ 20

Instructor: Nancy Lindsay

Class Limit: 15

Skill Level: all levels

Supplies Needed: all supplies provided



Friday 1pm-4pm

Class # 10

Christmas Tree Wall Hanging

Description: Participants will make a 15" Christmas Tree wall hanging made of squares and half square triangles sewn together then quilted (the tree) with a border then bound

Price: \$ 20

Class Limit: 10

Instructor: Linda Marean

Skill Level: Intermediate

Supplies Needed: Kit will be provided; need to bring sewing machine and basic sewing supplies, seam ripper, thread, scissors, rotary cutter, mat, rulers



Class # 11

Rope Bowl

Description: Participants will make a bowl made out of cotton rope.

Price: \$ 20

Class Limit: 8

Instructor: Peggy Mitchell

Skill Level: all levels

Supplies Needed: Rope will be provided. Student should bring sewing machine with zigzag foot and basic sewing supplies, 90/14 or jean needle, straight pins, sharp scissors, white or beige thread, 2 extra filled bobbins



Class # 12

Folded Star Potholder

Description: Participants will make a beautiful folded star potholder/trivet 7 1/2 -8" square with a quilted appearance

Price: \$ 15

Class Limit: 12

Instructor: Thelma Mills

Skill Level: Intermediate

Supplies Needed: Kit provided; student should bring sewing machine and basic sewing supplies, iron and iron surface, black thread on a bobbin, invisible thread



Class # 13

Origami Box

Description: Origami is the art of folding paper into shapes using no tape or glue. We will be making a box suitable for a gift box or for storing trinkets. Approximately 6x6x3 inches.

Price: \$ 5

Instructor: Garnetta Barnette

Class Limit: 12

Skill Level: Beginner

Supplies Needed: All supplies provided



Class # 14

Pop-Up Greeting Card

Description: Participants will learn how to make a 5 1/2x 4 3/4" greeting card with a surprise pop-up feature.


Price: \$ 8

Instructor: Sheri Mestan Bochantin

Class Limit: 20

Skill Level: all levels

Supplies Needed: Supply kit will be provided, including patterns to make more cards at home. Need to bring scissors for paper-cutting, pencil, ruler, and glue gun.



Class # 15

Pincushion Thread Catcher

Description: Participants will make a weighted pin cushion that not only stores your pins but holds a hanging garbage bag steady so you can discard any of those loose threads or scraps quickly.

Price: \$ 10

Instructor: Sarah Wilding

Class Limit: 12

Skill Level: Intermediate

Supplies Needed: Sewing machine and basic sewing supplies, iron, mat, rotary cutter, ruler, fabric scissors, thread 1/2 yd outside fabric, 1/2 yd lining fabric



Class # 16

GORP Christmas Gift

Description: Participants will learn to make Christmas gifts ahead of time and always have something for a teacher, neighbor or mailman.

Price: \$ 15

Instructor: Mary Ann Burch

Class Limit: 24

Skill Level: Beginner

Supplies Needed: All supplies provided



Class # 17

Wool Needle Felting

Description: Participants will learn how to needle felt by creating a pastoral design on a wool background. Design can be completed into a pincushion, wall hanging or small pillow

Price: \$ 20

Instructor: Mary Hixson

Class Limit: 20

Skill Level: all levels

Supplies Needed: All supplies provided



Class # 18

Itsy Bitsy Bag

Description: The itsy bitsy bag is a 2 1/2" cube. They are fun and easy to make. You will be quilting, inserting a zipper and finishing to make a bag with a clip.

Price: \$ 10

Instructor: Nancy Lindsay

Class Limit: 15

Skill Level: all levels

Supplies Needed: Kits will be provided. Sewing machine and basic sewing supplies with zipper foot



Saturday 9am–12pm

Class # 19

Rock Painting

Description: Participants will learn the "nuts & bolts" to preparing and protective coating of rocks. We will do 2 rock scenes on wood, paint 1 rock, decoupage 1 rock, decorate 1 rock and make a rock tic tac toe game.

Price: \$ 35

Instructor: Gail Huber

Class Limit: 15

Skill Level: Beginner

Supplies Needed: All supplies provided



Class # 20

Quilted Sewing Mat Organizer

Description: Participant will make a 22"x26" quilted sewing mat organizer

Price: \$ 2

Instructor: Debi Newman

Class Limit: 15

Skill Level: Intermediate

Supplies Needed: Sewing machine and basic sewing supplies, 3/4 yd fabric for mat and backing, 1/4 yd each of 2 coordinating fabrics for pockets or 2 fat quarters, 1/4 yd fabric for binding, disappearing fabric marker or chalk



Class # 21

You can make a T-Shirt Quilt Block

Description: Participant will construct one (or more) squares ready to connect to more squares to complete a t-shirt quilt of desired size.


Price: \$ 10

Instructor: Nadine Cox

Class Limit: 15

Skill Level: Intermediate

Supplies Needed: Front/back of a few t-shirts, washed with NO fabric softener, sewing machine with qtr inch foot and basic sewing supplies, rotary cutter, 16" or larger ruler or square, cutting mat, thread to match shirt, pressing cloth, Fabric to cut 2"x16" strips for sashing to match or contrast shirt



Class # 22

Paper Piecing

Description: Participant will complete at least one "Tree Block" utilizing the numbered paper pattern technique. This is a great way to use scraps, perfect results every time!

Price: \$ 10

Instructor: Cindy Knowles

Class Limit: 15

Skill Level: Beginner

Supplies Needed: Sewing machine and basic sewing supplies, thread, straight pins, scissors, seam reaper, tweezers. Fabric kit will be provided.



Class # 23

Buzz Saw Quilt Block

Description: Participant will make a 11" block with 4 different colors. There will be enough to complete 2 blocks.

Price: \$ 8

Instructor: Nancy Lindsay

Class Limit: 15

Skill Level: all levels

Supplies Needed: Sewing machine and basic sewing supplies, cutting mat, rotary cutter and ruler, iron (if possible) Kits will be provided



Class # 24

Travel Shoe Bags

Description: Participants will complete at least one cloth shoe bag sized for average pair of adult shoes.

Price: \$ 0

Instructor: Debra Miller

Class Limit: 15

Skill Level: Intermediate

Supplies Needed: Sewing machine and basic sewing supplies, neutral colored thread and bobbin, scissors, seam ripper, pins, small ruler, medium to large safety pin. Rectangle piece of fabric 14"x36" (Flannel or soft cotton) (One yard of material will make 2 bags) May bring ribbon or cording for drawstring but instructor will have nylon cording(1/2-5/8")



Class # 25

Snap Bag

Description: Participant will make a small bag that magically snaps closed. Size 6"x5 1/2"

Price: \$ 12

Class Limit: 12

Instructor: Thelma Mills

Skill Level: Intermediate

Supplies Needed: Sewing machine and basic sewing supplies, 2 fat quarters, sharp scissors, paper scissors, zig-zag stitching is needed (instructor will provide metal tape and fusible fleece)



Class # 26

Quilt Square Cards

Description: Participants will create 3" square quilt patterns and glue them on notecards.

Price: \$ 10

Class Limit: 15

Instructor: Mary Pat Hankla

Skill Level: all levels

Supplies Needed: Sharp paper scissors, glue sticks, Ruler, pencil



Saturday 1pm–4pm

Class # 27

Mariner's Star

Description: Participant will create foundation paper pieced mariner's star 13" square

Price: \$ 15

Class Limit: 12

Instructor: Thelma Mills

Skill Level: Intermediate

Supplies Needed: Sewing machine and basic sewing supplies, dark grey or black thread. Fabric kit provided



Class # 28

Zipper Bags

Description: Participants will make 2 quilted zipper bags, 9"x8" and 8"x7"


Price: \$ 2

Class Limit: 15

Instructor: Debi Newman

Skill Level: Intermediate

Supplies Needed: Sewing machine and basic sewing supplies, (2) 18"x21" color coordinating fat quarters, (1) 12" or larger all purpose nylon zipper (coordinate or match fabric), (1) 9" or larger all purpose nylon zipper, matching thread



Class # 29

Kitchen Towel with Decorative Trim

Description: Participant will make a kitchen towel decorated with trim, prairie points and matching top hanger.

Price: \$ 20

Class Limit: 10

Instructor: Linda Marean

Skill Level: Intermediate

Supplies Needed: Sewing machine and basic sewing supplies, thread, cutting mat, rotary cutter



Class # 30

Trick or Treat / Shopping Bag

Description: Participant will make a bag like a plastic shopping bag. Approximate 18"x21". Trick or Treat will be embroidered with Glow in the Dark thread. Kits will be provided in variety of colors and patterns. Extra kits will be available in Halloween and other fabrics.

Price: \$ 20

Class Limit: 15

Instructor: Nancy Lindsay

Skill Level: all levels

Supplies Needed: Sewing machine and basic sewing supplies



Class # 31

Quilting Design Board

Description: Participant will assemble a 15"x15" design board used for designing quilt blocks for piecing

Price: \$ 10

Instructor: Leah Tupts

Class Limit: 12

Skill Level: Beginner

Supplies Needed: Iron (small travel iron works best), strip of fabric 2.5"x62", pressing pad or small ironing board if available



Class # 32

Paper Landscape Cards

Description: Participant will make Landscape Cards by tearing paper in strips and glueing onto plain paper, then cutting to fit cards

Price: \$ 10

Instructor: Mary Pat Hankla

Class Limit: 15

Skill Level: all levels

Supplies Needed: Sharp paper scissors , glue sticks, ruler, pencil



Saturday All- Day

Class # 33

Wall Hanging Basket

Description: Participants will create this sweet basket that can be hung on a wall. It's a beginner project with single row weaving and can be completed in class. Finish basket has 6 1/2" x 3 1/2" base and 6 1/2" tall with hanger

Price: \$ 22

Instructor: Mary Hixson

Class Limit: 20

Skill Level: Intermediate

Supplies Needed: Sharp garden clips for cutting reed if possible. All other supplies provided



Check Selections and total. Copy totals to registration form on back.

Friday					Saturday				
	#	Name	Fee	Select		#	Name	Fee	Select
Morning	1	Book Folding 101	\$15		Morning	19	Rock Painting Class	\$35	
	2	Embroidery Pin Cushion	\$15			20	Quilted Sewing Mat Organizer	\$5	
	3	Bento Box Quilt Block	\$5			21	T-Shirt Quilt Block	\$10	
	4	Draw String Gift Bag	\$15			22	Paper Piecing	\$10	
	5	Quilt As You Go Placemat	\$12			23	Buzz Saw Quilt Block	\$8	
	6	Cathedral Windows Table Run	\$5			24	Travel Shoe Bag	\$5	
	7	Double Friendship Quilt Painting	\$6			25	Snap Bag	\$12	
	8	Hen Pin Cushion/Paper Weight	\$15			26	Quilt Square Cards	\$10	
	9	Diamond Painting	\$20			Afternoon	27	Mariners' Star	\$15
10	Christmas Tree Wall Hanging	\$20		28	Zipper Bags		\$2		
11	Rope Bowl	\$20		29	Kitchen Towel		\$20		
12	Folded Star Potholder	\$15		30	Trick or Treat Bag		\$20		
13	Origami Box	\$5		31	Quilting Design Board		\$10		
14	Pop Up Greeting card	\$5		32	Paper Landscape Cards		\$10		
15	Pincushion Thread Catcher	\$10		33	Wall Hanging Basket		\$22		
16	GORP Christmas Gift	\$15		Saturday Lunch			\$10		
17	Wool Needle Felting	\$20		Saturday Total			\$		
Afternoon	18	Itsy Bitsy Bag	\$10						
	Friday Lunch		\$10						
	Friday Total			\$					

Payment and Registration should be completed on-line.

Registration Link: <https://franklin.ca.uky.edu/events/fort-harrod-area-heritage-craft-camp>

If you are not able to complete registration on-line, you may complete the paper registration or contact your local extension office. They can enter your information on-line. If you are not able, or choose not to pay on-line, you may send a check made payable to **Fort Harrod Area Homemakers** to Franklin County Extension Office, 101 Lakeview Ct. Frankfort, KY 40601. Include front & back of registration form. **We prefer that you pay on-line.**

Everyone, including Instructors, are to complete the registration forms and pay the registration fee.

*Instructors who are teaching only and do not take classes will be reimbursed the registration fee.

Fort Harrod Area Heritage Skills Craft Camp Registration Form

Name: _____

Address: _____

City: _____ State: _____ Zip: _____

E-Mail: _____ Phone: _____

Homemaker Member: Yes No County: _____

Registration Fee \$ \$20.00

Friday Classes/lunch \$ _____

Saturday Classes/lunch \$ _____

GRAND TOTAL: \$ _____

*** Please make check out to the Fort Harrod Area Homemakers***

For Office Use Only:

Date Rec'd _____ Reg. # Assigned _____

Check Amount \$ _____ Check # _____

Rec'd By: _____ Under Pmt: \$ _____ Over Pmt: \$ _____

Lunch

Friday:

☐ Chicken Salad on a croissant, fresh fruit salad & buckeye brownie

Or

☐ Chili, cheddar biscuit & buckeye brownie

Saturday:

☐ Turkey or ham wrap, lays chips, & 2 chocolate chip cookies

Or

☐ Vegetable beef soup, crackers & assorted cheeses, & 2 chocolate chip cookies

Dietary Restrictions: _____